

60" x 32" LST-R Shower Pan

Right Drain

OD: 60" x 32" (1524 mm x 813 mm)
 Threshold Height: 2 1/2" (63.5 mm)
 Rough Opening: 60 1/4" x 36 1/4" (1530 mm x 820mm)

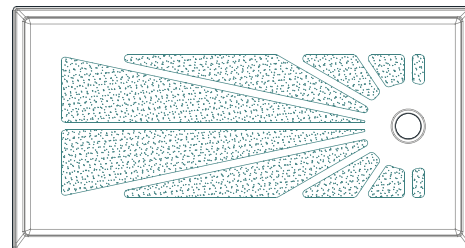
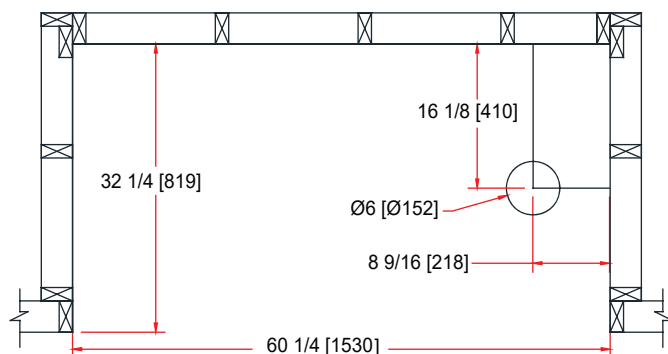
The Gemstone 6032LST-R, 2 1/2" low clearance threshold is designed as a bathtub replacement shower pan with a right drain (Left is also available). The option to add an optional factory applied patented membrane system to the shower pan is perfect for eliminating the risk of leakage at the most vulnerable point between the threshold of the shower pan and the flooring that adjoins, allowing the pan to be tied into a tile or flooring system. The non-slip texture meets and exceeds the F462 COF testing while being very easy to clean and the 1" water dams allow any wall system to be securely added. The grid system on the bottom of the pan has designed locations where elastomeric adhesion can be used to secure the pan to the substrate which is an advantage over other brands.

Gemstone shower pans carry a 10 year factory product warranty when installed in accordance to the Gemstone installation instructions.

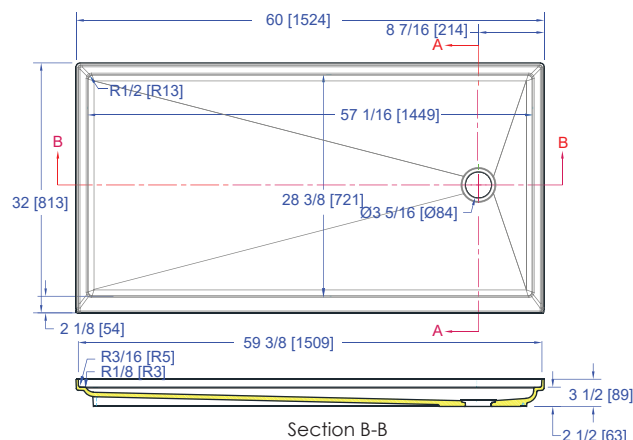
Drain Layout

Center of Drain is 16 1/8 x 8 9/16" from Right stud wall
 A 6" core is recommended for drain clearance*

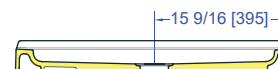
*Check all building and fire codes prior to installation



Top View Showing Texture

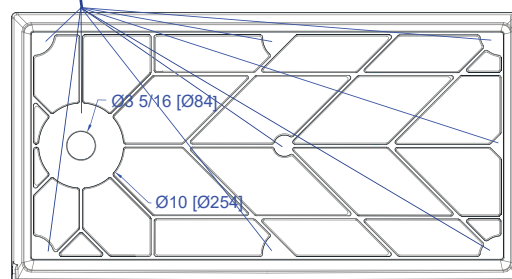


Section B-B



Section A-A

Adhesive Locators
 On Corners &
 Center Locations



Bottom Rib Layout



Certified by:
Home Innovation Lab
 (NAHB):ANSI Z124.2



Gemstone Shower Pans are
 proudly made in the USA